
Features

- APD with 0.008 mm² active area
- Optimized for 550 nm to 750 nm
- Very high sensitivity
- High cut-off frequency
- Ultra low temperature coefficient

Description

Circular active area APD chip with 100 μm diameter. Ceramic carrier type non hermetic SMD package with clear glass or filter window. Reflow solderable.

Application

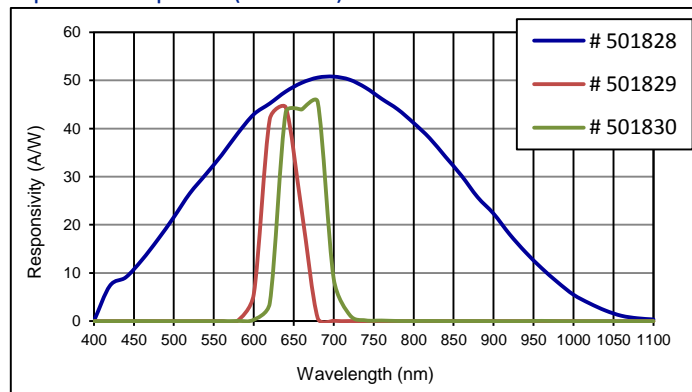
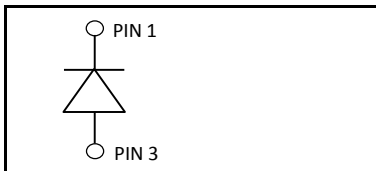
- Laser range finder
- High speed photometry
- High speed optical communications
- Medical equipment

RoHS

2002/95/EC


Absolute maximum ratings

Symbol	Parameter	Min	Max	Unit
T _{STG}	Storage temp	-40	100	°C
T _{OP}	Operating temp	-20	70	°C
M _{max}	Gain (I _{PO} = 1 nA)	200		
I _{PEAK}	Peak DC current		0.25	mA

Spectral response (M = 100)

Schematic

Electro-optical characteristics @ 23 °C

Symbol	Characteristic	Test Condition	Min	Typ	Max	Unit
	Active area		diameter 100			μm
	Active area		0.0078			mm ²
I _D	Dark current	M = 100		0.05	0.5	nA
C	Capacitance	M = 100		0.5		pF
	Responsivity	Order # 501828 ; M = 100; λ = 660 nm	45	50		A/W
	Responsivity	Order # 501829 ; M = 100; λ = 635 nm	40	44		A/W
	Responsivity, preliminary	Order # 501830 ; M = 100; λ = 650 nm	40	44		A/W
t _R	Rise time	M = 100; λ = 660 nm; R _L = 50 Ω		0.12		ns
	Cut-off frequency	-3dB, phase shift mode		3		GHz
V _{BR}	Breakdown voltage	I _R = 2 μA, V _{BR} - binning available	60	90	120	V
	Temperature coefficient	Change of V _{BR} with temperature		0.2		V/K
	Excess noise factor	M = 100		2.0		
	Excess noise index	M = 100		0.15		

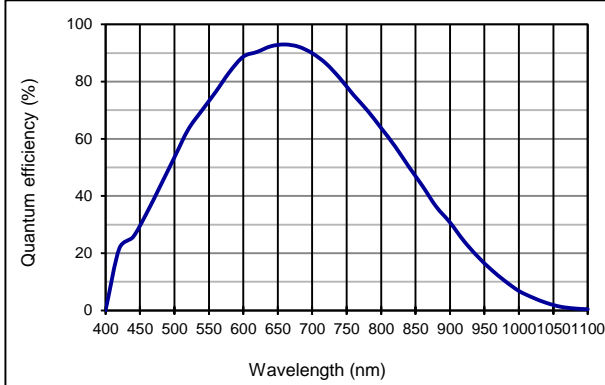
European, International Sales:


First Sensor AG
 Peter-Behrens-Strasse 15
 12459 Berlin
 Germany
 T +49 30 6399 2399
 F +49 30 639923-752
 sales.opto@first-sensor.com

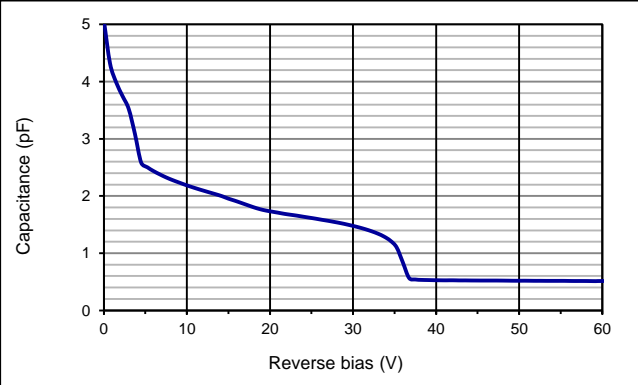
USA:


First Sensor Inc.
 5700 Corsa Avenue #105
 Westlake Village
 CA 91362 USA
 T +1 818 706 3400
 F +1 818 889 7053
 sales.us@first-sensor.com

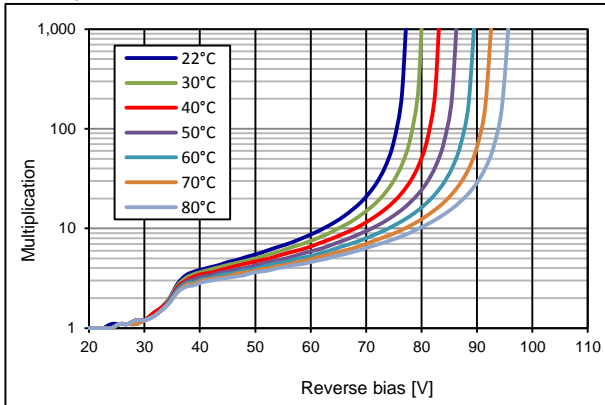
Quantum efficiency (23 °C)



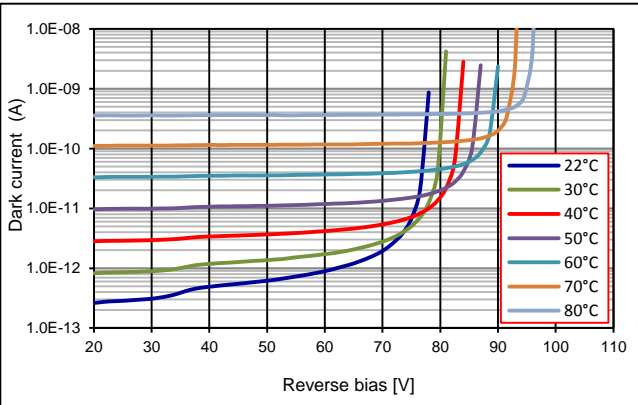
Capacitance as fct of reverse bias (23 °C)



Multiplication as fct of bias (23 °C)

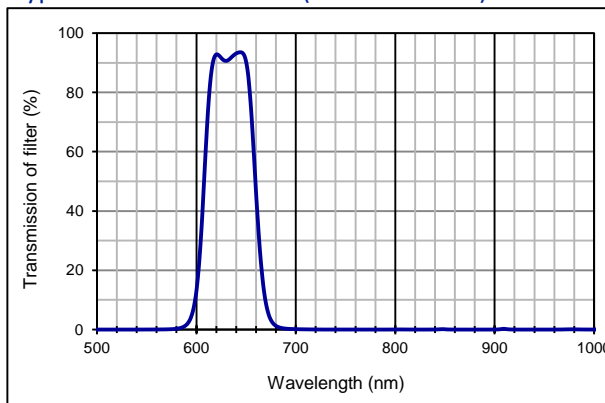


Dark current as fct of bias (23 °C)



Order # 501829:

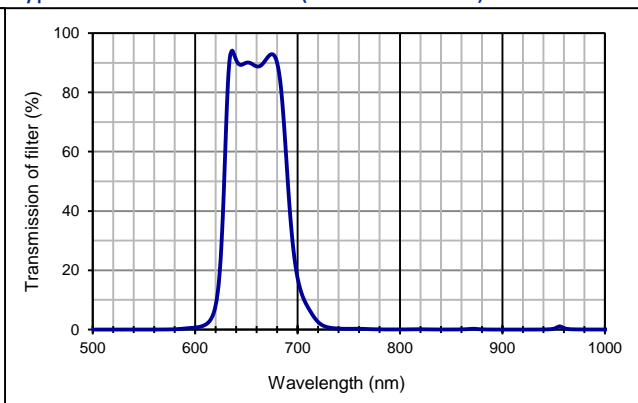
Typ. filter characteristics (center 635 nm)



full filter specification upon request

Order # 501830:

Typ. filter characteristics (center 650 nm)



full filter specification upon request

European, International Sales:



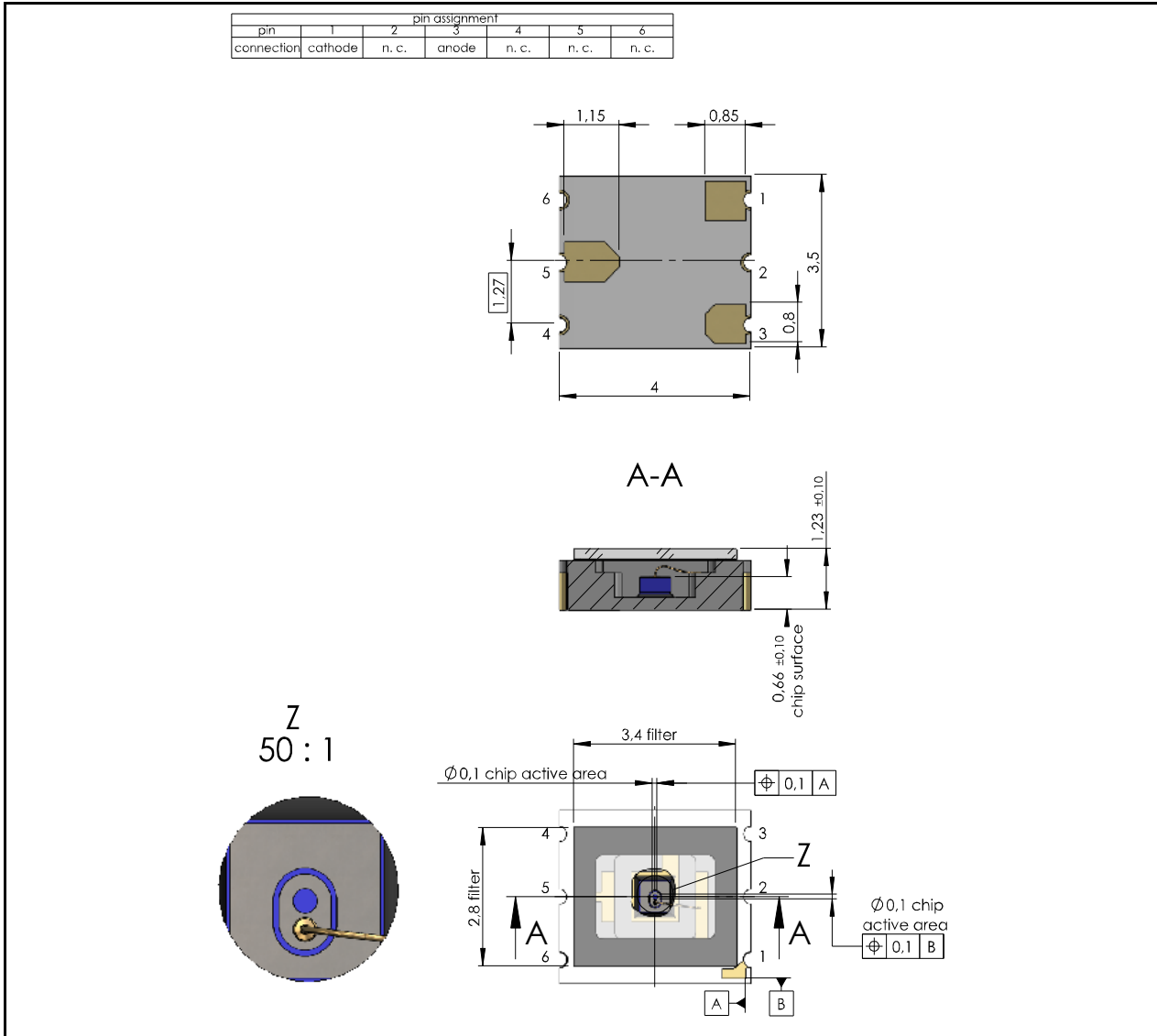
First Sensor AG
 Peter-Behrens-Strasse 15
 12459 Berlin
 Germany
 T +49 30 6399 2399
 F +49 30 639923-752
 sales.opto@first-sensor.com

USA:

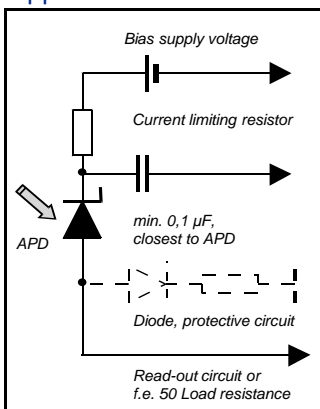


First Sensor Inc.
 5700 Corsa Avenue #105
 Westlake Village
 CA 91362 USA
 T +1 818 706 3400
 F +1 818 889 7053
 sales.us@first-sensor.com

Technical Drawing, Package: LCC6.1



Application hints:



- Current should be limited by a protecting resistor or current limiting - IC inside the power supply
- For low light level applications blocking of ambient light should be used
- For high gain applications bias voltage should be temperature compensated
- Please consider basic ESD protection while handling
- Use low noise read-out - IC
- For further questions please refer to document "Instructions for handling and processing"

European, International Sales:



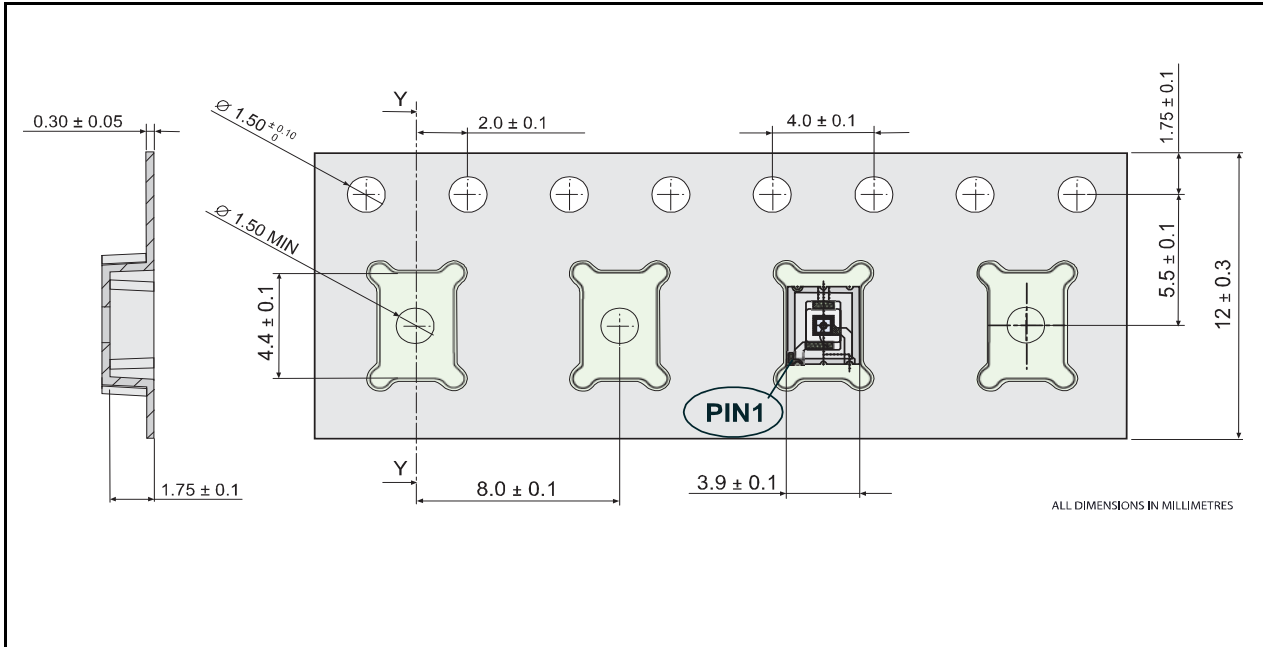
First Sensor AG
 Peter-Behrens-Strasse 15
 12459 Berlin
 Germany
 T +49 30 6399 2399
 F +49 30 639923-752
 sales.opto@first-sensor.com

USA:

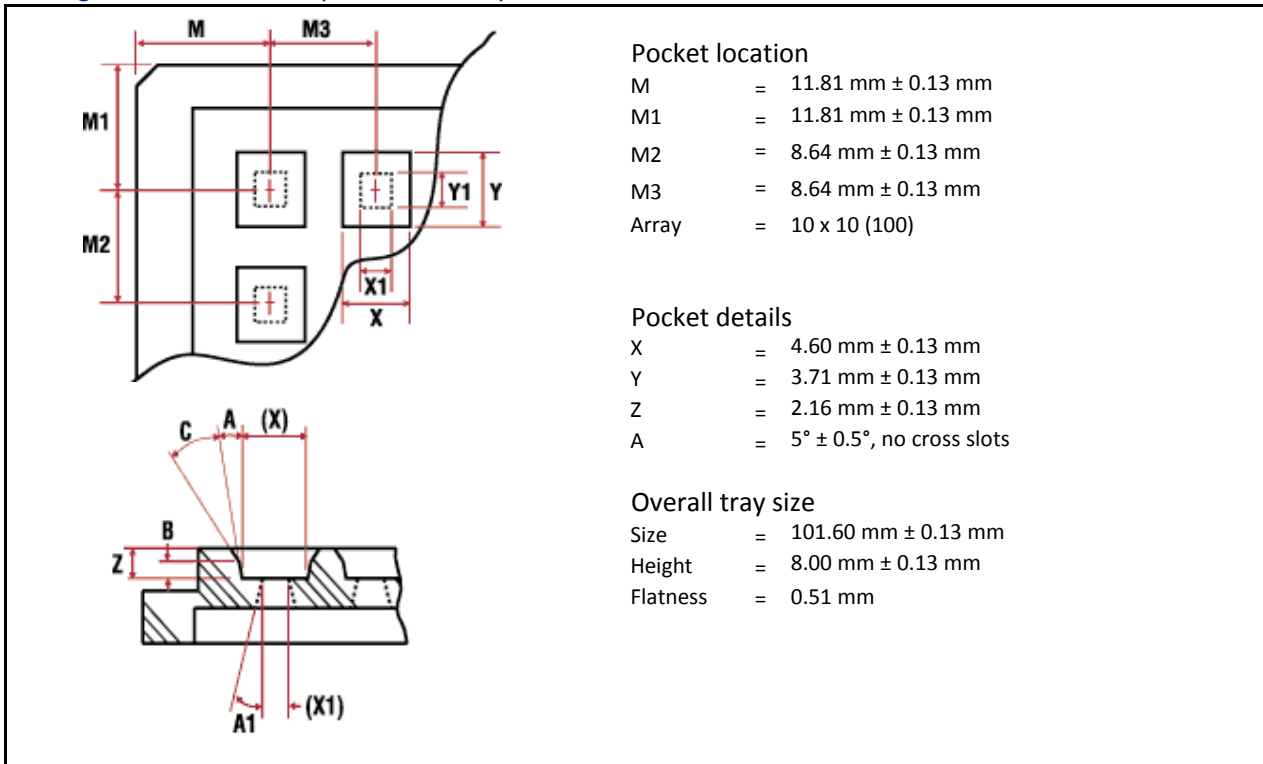


First Sensor Inc.
 5700 Corsa Avenue #105
 Westlake Village
 CA 91362 USA
 T +1 818 706 3400
 F +1 818 889 7053
 sales.us@first-sensor.com

Package dimension, large quantities on reel



Package dimension, small quantities in trays



Disclaimer: Due to our strive for continuous improvement, specifications are subject to change within our PCN policy according to JESD46C.

European, International Sales:



First Sensor AG
 Peter-Behrens-Strasse 15
 12459 Berlin
 Germany
 T +49 30 6399 2399
 F +49 30 639923-752
 sales.opto@first-sensor.com

USA:



First Sensor Inc.
 5700 Corsa Avenue #105
 Westlake Village
 CA 91362 USA
 T +1 818 706 3400
 F +1 818 889 7053
 sales.us@first-sensor.com